

INDIA HEALTH ACTION TRUST - BANGALORE FCRA ACCOUNT  
BALANCE SHEET AS AT 31ST MARCH, 2014

(in Rs.)

| Particulars   | Note No | Figures as at March 31, 2014 | Figures as at March 31, 2013 |
|---|---------|------------------------------|------------------------------|
| <b>I. LIABILITIES</b>                                 |         |                              |                              |
| Capital Fund  | 1       | 4,24,49,769.31               | 77,48,806.57                 |
| <b>Non-Current Liabilities</b>                        |         |                              |                              |
| Long term provisions                                  | 2       | 13,47,883.00                 | 11,68,292.00                 |
| <b>Current Liabilities</b>                            |         |                              |                              |
| Current Liabilities and Payables                      | 3       | 34,23,194.00                 | 30,35,111.00                 |
| Provisions  |         | -                            | -                            |
| <b>TOTAL LIABILITIES</b>                              |         | <b>4,72,20,846.31</b>        | <b>1,19,52,209.57</b>        |
| <b>II. ASSETS</b>                                     |         |                              |                              |
| <b>Non-current assets</b>                             |         |                              |                              |
| Fixed assets  | 4       | 3,09,492.13                  | 2,74,387.73                  |
| Long term loans and advances                          | 5       | 7,25,750.00                  | 25,750.00                    |
| <b>Current assets</b>                                 |         |                              |                              |
| Cash and cash equivalents                             | 6       | 3,48,14,833.19               | 40,87,267.75                 |
| Short-term loans and advances                         | 7       | 1,13,06,392.00               | 75,06,017.00                 |
| Other current assets                                  | 8       | 64,378.99                    | 58,787.09                    |
| <b>TOTAL ASSETS</b>                                   |         | <b>4,72,20,846.31</b>        | <b>1,19,52,209.57</b>        |
| Significant Accounting Policies and Notes on Accounts |         |                              |                              |

The notes referred to above are integral part of Balance Sheet.

Per Report of Even Date

For India Health Action Trust

  
N. Suresh  
Chartered Accountant  
MM No. 023866

M. Senthilkumaran  
(Senthil Kumaran Murugan)  
Managing Trustee

  
(Shajy Isac)  
Trustee- Treasurer

Place : Bangalore

Date : 2nd September, 2014



INDIA HEALTH ACTION TRUST - BANGALORE FCRA ACCOUNT

STATEMENT OF INCOME AND EXPENDITURE


(in Rs.)

| Particulars  | Note No | For the year ended March 31, 2014 | For the year ended March 31, 2013 |
|--|---------|-----------------------------------|-----------------------------------|
| <b>INCOME</b>  |         |                                   |                                   |
| Income   | 9       | 5,25,75,547.61                    | 3,45,66,308.94                    |
| <b>Total Income</b>  |         | <b>5,25,75,547.61</b>             | <b>3,45,66,308.94</b>             |
| <b>EXPENSES</b>  |         |                                   |                                   |
| Project & Other expenses   | 10      | 1,75,07,074.00                    | 1,57,32,160.00                    |
| Employee benefit expenses  | 11      | 46,105.00                         | 83,68,027.00                      |
| Financial costs  | 12      | 8,030.27                          | 2,462.58                          |
| Depreciation   | 4       | 1,33,784.60                       | 1,57,254.97                       |
| Provision for expenses   | 13      | 1,79,591.00                       | 2,12,262.00                       |
| <b>Total Expenses</b>  |         | <b>1,78,74,584.87</b>             | <b>2,44,72,166.55</b>             |
| <b>Excess of Income over Expenditure after tax transferred to Capital Fund</b> |         | <b>3,47,00,962.74</b>             | <b>1,00,94,142.39</b>             |
| Significant Accounting Policies and Notes on Accounts                          |         |                                   |                                   |


The notes referred to above are integral part of Statement of Income and Expenditure.

Per Report of Even Date

For India Health Action Trust

  
  
**N. Suresh**  
 Chartered Accountant  
 MM No. 023866

  
**M. Senthil Kumar**  
 (Senthil Kumar Murugan)  
 Managing Trustee

  
**(Shajy Isac)**  
 Trustee- Treasurer

Place : Bangalore

Date : 2nd September, 2014



**INDIA HEALTH ACTION TRUST - FCRA (BANGALORE ACCOUNT)**  
**RECEIPTS AND PAYMENTS ACCOUNTS FOR THE YEAR 01.04.2013 TO 31.03.2014**

| RECEIPTS                  | AMOUNT                 | PAYMENTS                         | AMOUNT                 |
|---------------------------|------------------------|----------------------------------|------------------------|
| Opening Balances:         |                        |                                  |                        |
| Cash in hand              | 12,742.00              | Project Expenses                 | 1,26,31,831.00         |
| Bank Balance              |                        | Auditor's Fees                   | 6,798.00               |
| HDFC Bank-0761000108640   | 13,72,245.24           | Consultancy Charges/Fee          | 50,000.00              |
| Fixed Deposit             | 27,02,280.51           | Rent                             | 3,07,380.00            |
|                           |                        | AMC for Equipments               | 62,785.00              |
| Grant Received            | 11,86,23,445.67        | Communication Expenses           | 1,03,520.00            |
| Interest Received         | 8,05,625.00            | Computer Maintenance             | 96,330.00              |
| Accrued Interest Received | 23,099.00              | Electricity & Water              | 1,66,103.00            |
|                           |                        | Insurance on Assets              | 19,131.00              |
|                           |                        | Office Expenses                  | 2,68,342.00            |
|                           |                        | Postage & Courier                | 11,712.00              |
|                           |                        | Printing & Stationery            | 2,13,619.00            |
|                           |                        | Repairs & Maintenance            | 60,934.00              |
|                           |                        | Rates & Taxes                    | 3,062.00               |
|                           |                        | Travel Expenses                  | 71,654.00              |
|                           |                        | Vehicle repair & maintenance     | 10,679.00              |
|                           |                        | Salaries, employee benefits, etc | 46,105.00              |
|                           |                        | Bank charges                     | 8,030.27               |
|                           |                        | Grant Refunded                   | 6,05,492.00            |
|                           |                        | Fund Transfer to Sub Account:    |                        |
|                           |                        | Jaipur                           | 98,61,567.00           |
|                           |                        | Lucknow                          | 5,98,98,031.06         |
|                           |                        | Purchase of Fixed Assets         | 1,68,889.00            |
|                           |                        | Advances paid                    | 2,88,808.00            |
|                           |                        | Rental Deposit                   | 7,00,000.00            |
|                           |                        | Payment made to Creditors        | 30,35,111.00           |
|                           |                        | TDS Receivable                   | 28,690.90              |
|                           |                        | Closing Balances:                |                        |
|                           |                        | Cash in hand                     | 4,777.00               |
|                           |                        | Bank Balance                     | 54,72,671.19           |
|                           |                        | HDFC Bank-0761000108640          | 2,93,37,385.00         |
|                           |                        | Fixed Deposit                    |                        |
|                           | <b>12,35,39,437.42</b> |                                  | <b>12,35,39,437.42</b> |

For India Health Action Trust

PER REPORT OF EVEN DATE

*M. Senthilkumaran*

*[Signature]*

*[Signature]*

(Senthilkumaran Murugan)  
 Managing Trustee

(Shaji Isaac)  
 Trustee- Treasurer

(N. SURESH)  
 CHARTERED ACCOUNTANT

M.M. No. 023866

Place : Bangalore  
 Date : 02.09.2014



INDIA HEALTH ACTION TRUST - BANGALORE FCRA ACCOUNT

NOTES TO BALANCE SHEET AS ON 31ST MARCH, 2014

|          |   | (in Rs.)                              |                                       |
|----------|---|---------------------------------------|---------------------------------------|
|          |   | For the year ended<br>31st March 2014 | For the year ended<br>31st March 2013 |
| <b>1</b> | <b>CAPITAL FUND</b>   |                                       |                                       |
|          | Opening Balance   | 77,48,806.57                          | (23,45,335.82)                        |
|          | Add: Excess of Income over Expenditure transferred<br>from Income & Expenditure Account | 3,47,00,962.74                        | 1,00,94,142.39                        |
|          | <b>Balance transferred to Balance Sheet</b>   | <b>4,24,49,769.31</b>                 | <b>77,48,806.57</b>                   |
| <b>2</b> | <b>NON - CURRENT LIABILITIES</b>  |                                       |                                       |
|          | Long-Term Provisions  |                                       |                                       |
|          | Provision for Management Fees and other fees  | 8,69,309.00                           | 8,69,309.00                           |
|          | Provision for Gratuity  | 4,78,574.00                           | 2,98,983.00                           |
|          | <b>Total</b>  | <b>13,47,883.00</b>                   | <b>11,68,292.00</b>                   |
| <b>3</b> | <b>CURRENT LIABILITIES</b>  |                                       |                                       |
|          | Current Liabilities & Payables  |                                       |                                       |
|          | Statutory Liabilities   | 7,89,956.00                           | 2,51,113.00                           |
|          | For Expenses  | 7,27,704.00                           | 6,66,541.00                           |
|          | For Employees   | 62,144.00                             | 3,65,307.00                           |
|          | For Others  | 18,43,390.00                          | 17,52,150.00                          |
|          | <b>Total</b>  | <b>34,23,194.00</b>                   | <b>30,35,111.00</b>                   |
|          | <b>NON CURRENT ASSETS</b>   |                                       |                                       |
| <b>5</b> | <b>Long Term Loans and Advances</b>   |                                       |                                       |
|          | Rental Advance  | 7,00,000.00                           | -                                     |
|          | Other Advance   | 25,750.00                             | 25,750.00                             |
|          | <b>Total</b>  | <b>7,25,750.00</b>                    | <b>25,750.00</b>                      |
|          | <b>CURRENT ASSETS</b>   |                                       |                                       |
| <b>6</b> | <b>Cash and Cash Equivalents</b>  |                                       |                                       |
|          | Cash on hand  | 4,777.00                              | 12,742.00                             |
|          | Balances with Scheduled banks   |                                       |                                       |
|          | Bank Balance  | 54,72,671.19                          | 13,72,245.24                          |
|          | In Deposits   | 2,93,37,385.00                        | 27,02,280.51                          |
|          | <b>Total</b>  | <b>3,48,14,833.19</b>                 | <b>40,87,267.75</b>                   |
| <b>7</b> | <b>Short-term Loans &amp; Advances</b>  |                                       |                                       |
|          | Advance to Units  | 1,10,12,495.00                        | 74,69,170.00                          |
|          | Employees' Advance  | 56,387.00                             | 36,847.00                             |
|          | Expenses Advance  | 2,37,510.00                           | -                                     |
|          | <b>Total</b>  | <b>1,13,06,392.00</b>                 | <b>75,06,017.00</b>                   |
| <b>8</b> | <b>Other Current Assets</b>   |                                       |                                       |
|          | TDS Receivable  | 64,378.99                             | 35,688.09                             |
|          | Accrued Interest on Fixed Deposits  | -                                     | 23,099.00                             |
|          | <b>Total</b>  | <b>64,378.99</b>                      | <b>58,787.09</b>                      |



INDIA HEALTH ACTION TRUST - BANGALORE FCRA ACCOUNT

NOTES TO BALANCE SHEET AS ON 31ST MARCH, 2014

4. FIXED ASSETS

| Sl. No | Particulars                          | WDV as on April 1, 2013 | Additions during the year |                | Deductions during the year | Balance as on March 31, 2014 | Rates | Depreciation    |                | Total       | WDV as on March 31, 2014 |
|--------|--------------------------------------|-------------------------|---------------------------|----------------|----------------------------|------------------------------|-------|-----------------|----------------|-------------|--------------------------|
|        |                                      |                         | Before Sept '13           | After Sept '13 |                            |                              |       | Before Sept '13 | After Sept '13 |             |                          |
| 1      | Computer & Computer Software         | 1,89,611.92             | -                         | -              | -                          | 1,89,611.92                  | 60%   | 1,13,767.16     | -              | 1,13,767.16 | 75,844.76                |
| 2      | Office Equipments                    | 61,908.12               | -                         | -              | -                          | 61,908.12                    | 15%   | 9,286.22        | -              | 9,286.22    | 52,621.90                |
| 3      | Furnitures & Fixtures                | 22,867.69               | -                         | 1,68,889.00    | -                          | 1,91,756.69                  | 10%   | 2,286.77        | 8,444.45       | 10,731.22   | 1,81,025.47              |
|        | Previous Year ended 31st March, 2013 | 2,74,387.73             | -                         | 1,68,889.00    | -                          | 4,43,276.73                  |       | 1,25,340.15     | 8,444.45       | 1,33,784.60 | 3,09,492.13              |
|        |                                      | 2,44,137.70             | -                         | 1,87,505.00    | -                          | 4,31,642.70                  |       | 1,01,003.47     | 56,251.50      | 1,57,254.97 | 2,74,387.73              |



INDIA HEALTH ACTION TRUST - BANGALORE FCRA ACCOUNT

NOTES TO BALANCE SHEET AS ON 31ST MARCH, 2014

(in Rs.)

|  | For the year ended<br>31st March 2014 | For the year ended<br>31st March 2013 |
|--|---------------------------------------|---------------------------------------|
| <b>9 INCOME</b>                        |                                       |                                       |
| Grant Received                         | 11,86,23,445.67                       | 3,65,89,806.55                        |
| Less : Funds transferred               |                                       |                                       |
| a) Jaipur Branch                       | 63,50,000.00                          | 23,45,327.41                          |
| b) Lucknow Branch                      | 5,98,98,031.06                        | -                                     |
| Less: Grant Refunded                   | 6,05,492.00                           | -                                     |
|  | 5,17,69,922.61                        | 3,42,44,479.14                        |
| Interest Received                      | 8,05,625.00                           | 3,21,829.80                           |
| <b>TOTAL INCOME</b>                    | <b>5,25,75,547.61</b>                 | <b>3,45,66,308.94</b>                 |
| <b>10 PROJECT &amp; OTHER EXPENSES</b> |                                       |                                       |
| Project Expenses                       | 1,56,91,750.00                        | -                                     |
| Auditor's remuneration                 |                                       |                                       |
| - As Auditor                           | 1,47,248.00                           | 88,933.00                             |
| AMC for Equipments                     | 62,785.00                             | 56,698.00                             |
| Communication Expenses                 | 1,03,520.00                           | 5,10,682.00                           |
| Computer Maintenance                   | 96,330.00                             | 1,26,762.00                           |
| Consultancy Charges                    | 50,000.00                             | 57,37,186.00                          |
| Electricity & Water                    | 1,66,103.00                           | 2,64,760.00                           |
| Insurance on Assets                    | 19,131.00                             | 16,460.00                             |
| Journals & Publications                | -                                     | 7,07,343.00                           |
| Meeting Expenses                       | -                                     | 1,94,318.00                           |
| Office Expenses                        | 2,68,342.00                           | 3,39,494.00                           |
| Postage & Courier                      | 11,712.00                             | 35,408.00                             |
| Printing & Stationery                  | 2,13,619.00                           | 1,62,092.00                           |
| Rent                                   | 5,30,205.00                           | 16,38,888.00                          |
| Repairs & Maintenance                  | 60,934.00                             | 11,979.00                             |
| Rates & Taxes                          | 3,062.00                              | -                                     |
| Travel Expenses                        | 71,654.00                             | 54,89,678.00                          |
| Vehicle repair & maintenance           | 10,679.00                             | 3,51,479.00                           |
|  | 1,75,07,074.00                        | 1,57,32,160.00                        |
| <b>11 EMPLOYEE BENEFITS EXPENSES</b>   |                                       |                                       |
| Salaries, employees benefits, etc      | 46,105.00                             | 83,68,027.00                          |
|  | 46,105.00                             | 83,68,027.00                          |
| <b>12 FINANCE COST</b>                 |                                       |                                       |
| Bank charges                           | 8,030.27                              | 2,462.58                              |
|  | 8,030.27                              | 2,462.58                              |
| <b>13 PROVISION FOR EXPENSES</b>       |                                       |                                       |
| Staff Gratuity Account                 | 1,79,591.00                           | 2,12,262.00                           |
|  | 1,79,591.00                           | 2,12,262.00                           |



INDIA HEALTH ACTION TRUST - FCRA (LUCKNOW ACCOUNT)  
BALANCE SHEET AS AT 31ST MARCH, 2014


| Particulars   | Note No | Figures as at March 31, 2014 |
|---|---------|------------------------------|
| <b>I. LIABILITIES</b>                                 |         |                              |
| Capital Fund  | 1       | 1,98,43,518.80               |
| Current Liabilities                                   | 2       |                              |
| Current Liabilities & Payables                        |         | 6,20,172.00                  |
| <b>TOTAL LIABILITIES</b>                              |         | <b>2,04,63,690.80</b>        |
| <b>II. ASSETS</b>                                     |         |                              |
| Non-current assets                                    |         |                              |
| Fixed assets  | 3       | 1,28,50,423.80               |
| Long term loans and advances                          | 4       | 17,66,660.00                 |
| Current assets  |         |                              |
| Cash and cash equivalents                             | 5       | 46,59,900.00                 |
| Short-term loans and advances                         | 6       | 11,86,707.00                 |
| Other current assets                                  |         | -                            |
| <b>TOTAL ASSETS</b>                                   |         | <b>2,04,63,690.80</b>        |
| Significant Accounting Policies and Notes on Accounts |         | -                            |

The notes referred to above are integral part of Balance Sheet.

Per Report of Even Date

For India Health Action Trust

  
N. Suresh  
Chartered Accountant  
MM No. 023866

  
M. Senthil Kumaran  
(Senthil Kumaran Murugan)  
Managing Trustee

  
(B.M. Ramesh)  
Project Director

Place : Bangalore

Date : 2nd September, 2014

INDIA HEALTH ACTION TRUST - FCRA (LUCKNOW ACCOUNT)


STATEMENT OF INCOME AND EXPENDITURE


| Particulars  | Note No | For the period ended March 31, 2014 |
|--|---------|-------------------------------------|
| <b>INCOME</b>  |         |                                     |
| Income   | 7       | 5,99,50,645.06                      |
| <b>Total Income</b>  |         | <b>5,99,50,645.06</b>               |
| <b>EXPENSES</b>  |         |                                     |
| Project & Other expenses   | 8       | 3,63,66,186.00                      |
| Employee benefit expenses  | 9       | 7,01,437.00                         |
| Financial costs  | 10      | 6,574.06                            |
| Depreciation   | 3       | 30,32,929.20                        |
| <b>Total Expenses</b>  |         | <b>4,01,07,126.26</b>               |
| <b>Excess of Income over Expenditure transferred to Capital Fund</b> |         | <b>1,98,43,518.80</b>               |
| Significant Accounting Policies and Notes on Accounts                |         |                                     |

The notes referred to above are integral part of Statement of Income and Expenditure.

Per Report of Even Date

For India Health Action Trust

  
N. Suresh  
Chartered Accountant  
MM No. 023866

  
(Senthil Kumaran Murugan)  
Managing Trustee



Place : Bangalore

Date : 2nd September, 2014



**INDIA HEALTH ACTION TRUST - (LUCKNOW ACCOUNT)**  
FCRA  
RECEIPTS AND PAYMENTS ACCOUNTS FOR THE YEAR 01.04.2013 TO 31.03.2014

| RECEIPTS  | AMOUNT                | PAYMENTS                         | AMOUNT                |
|---|-----------------------|----------------------------------|-----------------------|
| Funds transferred from Main FCRA Account to Sub account | 5,98,98,031.06        | Project Expenses                 | 2,79,06,510.00        |
| Interest Received                                       | 52,614.00             | Consultancy Charges/Fee          | 15,25,597.00          |
|   |                       | Rent                             | 14,66,459.00          |
|   |                       | Communication Expenses           | 2,50,221.00           |
|   |                       | Computer Maintenance             | 6,01,162.00           |
|   |                       | Electricity & Water              | 26,262.00             |
|   |                       | NGO Meeting Expenses             | 26,600.00             |
|   |                       | Office Expenses                  | 8,40,082.00           |
|   |                       | Postage & Courier                | 42,967.00             |
|   |                       | Printing & Stationery            | 3,13,903.00           |
|   |                       | Repairs & Maintenance            | 19,00,923.00          |
|   |                       | Travel Expenses                  | 7,24,679.00           |
|   |                       | Vehicle repair & maintenance     | 1,20,649.00           |
|   |                       | Salaries, employee benefits, etc | 7,01,437.00           |
|   |                       | Bank charges                     | 6,574.06              |
|   |                       | Purchase of Fixed Assets         | 1,58,83,353.00        |
|   |                       | Advances paid to Vendors         | 11,86,707.00          |
|   |                       | Rental Deposit                   | 17,66,660.00          |
|   |                       | Closing Balances:                |                       |
|   |                       | Cash in hand                     | 46,017.00             |
|   |                       | Bank Balance                     |                       |
|   |                       | HDFC Bank-50100036469090         | 46,13,883.00          |
|   | <b>5,99,50,645.06</b> |                                  | <b>5,99,50,645.06</b> |

For India Health Action Trust

PER REPORT OF EVEN DATE


*M. Senthilkumar*

(Senthilkumar Murugan)  
Managing Trustee

*Shajy Isaac*  
(Shajy Isaac)  
Trustee- Treasurer

*N. Suresh*  
(N. SURESH)  
CHARTERED ACCOUNTANT  
M.M. No. 023866

Place : Bangalore  
Date : 02.09.2014



INDIA HEALTH ACTION TRUST - FCRA (LUCKNOW ACCOUNT)

NOTES TO BALANCE SHEET AS ON 31ST MARCH, 2014

|   |  | For the period ended<br>31st March, 2014 |
|---|--|--|
| <b>1 CAPITAL FUND</b>   |  |  |
| Opening Balance   |  |  |
| Add: Excess of Income over Expenditure transferred<br>from Income & Expenditure Account |  | 1,98,43,518.80                           |
| <b>Balance transferred to Balance Sheet</b>   |  | <b>1,98,43,518.80</b>                    |
| <b>2 CURRENT LIABILITIES</b>  |  |  |
| <b>Current Liabilities &amp; Payables</b>   |  |  |
| For Consultants   |  | 3,05,629.00                              |
| For Expenses  |  | 2,64,680.00                              |
| For Others  |  | 49,863.00                                |
| <b>Total</b>  |  | <b>6,20,172.00</b>                       |
| <b>4 NON CURRENT ASSETS</b>   |  |  |
| <b>Long term loans and advances</b>   |  |  |
| Rental Advance  |  | 17,66,660.00                             |
| <b>Total</b>  |  | <b>17,66,660.00</b>                      |
| <b>CURRENT ASSETS</b>   |  |  |
| <b>5 Cash and Cash Equivalents</b>  |  |  |
| Cash on hand  |  | 46,017.00                                |
| Balances with Scheduled banks   |  |  |
| Bank Balance  |  | 46,13,883.00                             |
| <b>Total</b>  |  | <b>46,59,900.00</b>                      |
| <b>6 Short-term Loans &amp; Advances</b>  |  |  |
| Consultants' Advance  |  | 4,17,615.00                              |
| Expenses Advance  |  | 7,69,092.00                              |
| <b>Total</b>  |  | <b>11,86,707.00</b>                      |



INDIA HEALTH ACTION TRUST - FCRA (LUCKNOW ACCOUNT)

NOTES TO BALANCE SHEET AS ON 31ST MARCH, 2014

|                                       | <u>For the period ended</u><br><u>31st March 2014</u> |
|---------------------------------------|---|
| <b>7 INCOME</b>                       |   |
| Grant Received                        | 5,98,98,031.06  |
| Interest Received                     | 52,614.00   |
|                                       | <u>5,99,50,645.06</u>                                 |
| <b>8 PROJECT &amp; OTHER EXPENSES</b> |   |
| Project Expenses                      | 2,82,21,053.00  |
| Communication Expenses                | 2,50,221.00   |
| Computer Maintenance                  | 6,01,162.00   |
| Consultancy Charges/Fee               | 18,31,226.00  |
| Electricity & Water                   | 26,262.00   |
| Meeting Expenses                      | 26,600.00   |
| Office Expenses                       | 8,40,082.00   |
| Postage & Courier                     | 42,967.00   |
| Printing & Stationery                 | 3,13,903.00   |
| Rent                                  | 14,66,459.00  |
| Repairs & Maintenance                 | 19,00,923.00  |
| Travel Expenses                       | 7,24,679.00   |
| Vehicle Repair & maintenance          | 1,20,649.00   |
|                                       | <u>3,63,66,186.00</u>                                 |
| <b>9 EMPLOYEE BENEFITS EXPENSES</b>   |   |
| Staff Benefits                        | 7,01,437.00   |
|                                       | <u>7,01,437.00</u>                                    |
| <b>10 FINANCE COST</b>                |   |
| Bank charges                          | 6,574.06  |
|                                       | <u>6,574.06</u>                                       |



INDIA HEALTH ACTION TRUST - FCRA (LUCKNOW ACCOUNT)

NOTES TO BALANCE SHEET AS ON 31ST MARCH, 2014

3. FIXED ASSETS

| Sl.No | Particulars                  | WDV as on April 1, 2013 | Additions during the year |                | Deductions during the year | Balance as on March 31, 2014 | Rates | Depreciation    |                | Total        | WDV as on March 31, 2014 |
|-------|------------------------------|-------------------------|---------------------------|----------------|----------------------------|------------------------------|-------|-----------------|----------------|--------------|--------------------------|
|       |                              |                         | Before Sept '13           | After Sept '13 |                            |                              |       | Before Sept '13 | After Sept '13 |              |                          |
| 1     | Computer & Computer Software | -                       | -                         | 84,39,164.00   | -                          | 84,39,164.00                 | 60%   | -               | 25,31,749.20   | 25,31,749.20 | 59,07,414.80             |
| 2     | Office Equipments            | -                       | -                         | 18,43,538.00   | -                          | 18,43,538.00                 | 15%   | -               | 1,38,265.35    | 1,38,265.35  | 17,05,272.65             |
| 3     | Furnitures & Fixtures        | -                       | -                         | 22,85,367.00   | -                          | 22,85,367.00                 | 10%   | -               | 1,14,268.35    | 1,14,268.35  | 21,71,098.65             |
| 4     | Vehicle                      | -                       | -                         | 33,15,284.00   | -                          | 33,15,284.00                 | 15%   | -               | 2,48,646.30    | 2,48,646.30  | 30,66,637.70             |
|       |                              | -                       | -                         | 1,58,83,353.00 | -                          | 1,58,83,353.00               |       | -               | 30,32,929.20   | 30,32,929.20 | 1,28,50,423.80           |



# INDIA HEALTH ACTION TRUST

46, Jai Jawan Colony-II, Tonk Road, Jaipur (Rajasthan)

## BALANCE SHEET AS AT 31st MARCH 2014

FCRA-ACCOUNT - JAIPUR

| Liabilities                                     | Detailed Amount (Rs.) | Amount (Rs.)         | Assets                       | Detailed Amount (Rs.) | Amount (Rs.)         |
|---|-----------------------|----------------------|------------------------------|-----------------------|----------------------|
| <b>Capital Fund A/c</b>                         |                       |                      | <b>Fixed Assets</b>          |                       |                      |
| Opening Balance                                 | 689,208.00            |                      | Computer & Printers          | 176,230               | 327,986.00           |
|   |                       |                      | Office Equipments            | 137,241               |                      |
|   |                       |                      | Furniture & Fixtures         | 147,788               |                      |
|   |                       |                      | Vehicles                     | 9,212                 |                      |
| <b>Add: Excess of Income over Exp.</b>          | 702,897.92            |                      | Less: Depreciations          | 470,471               |                      |
| <b>Less: Excess of Exp. over Income</b>         | -                     | 1,392,105.92         | <b>Current Assets</b>        | 142,485               |                      |
| transferred from Income and Expenditure account |                       |                      | T.D.S. Receivable            |                       | 23,527.90            |
|   |                       |                      | Cash-in-hand                 |                       | 2,905.00             |
|   |                       |                      | Cash at Bank :               |                       |                      |
| <b>Current Liabilities &amp; Provisions</b>     |                       |                      | HDFC Bank A/c-06442000001524 |                       | 11,799,254.02        |
| - CAF-VIIHealth-Unutilized Fund                 |                       | 10,761,567.00        | <b>Total</b>                 |                       |                      |
|   |                       |                      |                              |                       |                      |
| <b>Total</b>                                    |                       | <b>12,153,672.92</b> |                              |                       | <b>12,153,672.92</b> |

For India Health Action Trust

As per Report of Even Date  
For PSD & Associates  
Chartered Accountants



*Senthil Kumar*  
Senthil Kumararan Murrugan  
Managing Trustee

*Prityamvada Singh*  
(Prityamvada Singh)  
Trustee

Place: Jaipur  
Dated: 02-09-2014



*V.K. Goyal*  
(V.K. Goyal)  
Partner  
M.No.077061

**INDIA HEALTH ACTION TRUST**

46, Jai Jawan Colony-II, Tonk Road, Jaipur (Rajasthan)

**INCOME AND EXPENDITURE ACCOUNT FOR THE PERIOD 1st April-2013 to 31st MARCH 2014  
FCRA-ACCOUNT - JAIPUR**

| Expenditure  | Amount (Rs.)        | Income   | Amount (Rs.)        |
|--|---------------------|--|---------------------|
| <b><u>To CAF-ViiVHealth Care - PPTCT Project</u></b>                 |                     | <b><u>By Fund Transfer from Main FCRA Bangalore</u></b>              |                     |
| - Project Personnel Cost   | 1,575,102.00        | - CAF-ViiVHealth Care -PPTCT Project                                 | 6,350,000.00        |
| - Field Office Operation Cost  | 381,357.08          |  |                     |
| - Field Implementation Cost  | 2,352,317.00        | By Sale of Fixed Assets  | 14,671.00           |
| - Travel Expenses  | 110,169.00          | By Interest on FD  | 235,279.00          |
| - Monitoring Visits  | 48,987.00           |  |                     |
| - Admin.Expenses /Instt. Cost  | 1,211,265.00        |  |                     |
| <b><u>To Jaipur Office Operational Exps</u></b>                      |                     |  |                     |
| - Electricity & Water  | 15,900.00           |  |                     |
| - Insurance & Mediciam Policies                                      | 15,470.00           |  |                     |
| - Rent   | 44,000.00           |  |                     |
| " Depreciation   | 142,485.00          |  |                     |
| <b>Excess of Income over Expenditure transferred to Capital Fund</b> | <b>702,897.92</b>   | <b>Excess of Expenditure over Income transferred to Capital Fund</b> | <b>-</b>            |
| <b>Total</b>   | <b>6,599,950.00</b> | <b>Total</b>   | <b>6,599,950.00</b> |

As per Report of Even Date

For India Health Action Trust

For PSD & Associates  
Chartered Accountants

*M. Senthil Kumaran.*  
(Senthil Kumaran Murugan)  
Managing Trustee

*Priyamvada Singh*  
(Priyamvada Singh)  
Trustee

*V.K. Goyal*  
(V.K. Goyal)  
Partner  
M.No.077061

Place: Jaipur  
Dated: 02-09-2014



**INDIA HEALTH ACTION TRUST**  
46, Jai Jawan Colony-II, Tonk Road, Jaipur (Rajasthan)

**RECEIPTS AND PAYMENTS ACCOUNT FOR THE PERIOD 1st April-2013 to 31st March 2014**  
**FCRA-ACCOUNT - JAIPUR**

| RECEIPT                                  | Amount (Rs.)         | PAYMENT                                       | Amount (Rs.)         |
|--|----------------------|---|----------------------|
| <b>To Opening Balance as on 1-4-2013</b> |                      | <b>By CAF-ViiVHealth Care - PPTCT Project</b> |                      |
| - HDFC Bank Jaipur A/c- 06442000001624   | 7,334,812.00         | - Project Personnel Cost                      | 1,575,102.00         |
| - Cash in Hand                           | 4,776.00             | - Field Office Operation Cost                 | 381,357.08           |
|  |                      | - Field Implementation Cost                   | 2,352,317.00         |
| To Vehicle (Scorpio Sale)                | 170,000.00           | - Travel Expenses                             | 110,169.00           |
| To Office Equipment (AC Sale)            | 2,500.00             | - Monitoring Visits                           | 48,987.00            |
| To Interest on FD                        | 235,279.00           | - Admin.Expenses /Instt. Cost                 | 1,211,265.00         |
| To CAF-ViiVHealth                        | 9,861,567.00         |   |                      |
|  |                      | <b>By Jaipur Office Operational Exps</b>      |                      |
|  |                      | - Electricity & Water                         | 15,900.00            |
|  |                      | - Insurance & Mediclaim Policies              | 15,470.00            |
|  |                      | - Rent  | 44,000.00            |
|  |                      | By Office Equipments                          | 22,500.00            |
|  |                      | By Furniture & Fixtures                       | 6,180.00             |
|  |                      | By TDS Receivable                             | 23,527.90            |
|  |                      | <b>By Closing Balance as on 31-03-2014</b>    |                      |
|  |                      | - HDFC Bank Jaipur A/c- 06442000001624        | 11,799,254.02        |
|  |                      | - Cash in Hand                                | 2,905.00             |
| <b>Total</b>                             | <b>17,608,934.00</b> | <b>Total</b>                                  | <b>17,608,934.00</b> |

As per Report of Even Date

For India Health Action Trust

For PSD & Associates  
Chartered Accountants

*M. Senthil Kumaran*  
(Senthil Kumaran Murugan)  
Managing Trustee

*Priyamvada Singh*  
(Priyamvada Singh)  
Trustee

*V.K. Goyal*  
(V.K. Goyal)  
Partner  
M.No.077061

Place: Jaipur  
Dated: 02-09-2014



## INDIA HEALTH ACTION TRUST, JAIPUR

46, Jai Jawan Colony-II, Tonk Road, Jaipur (Rajasthan)

### FCRA-LOCAL ACCOUNT - JAIPUR

#### FIXED ASSETS DETAILS as on 31st March-2014

FY - 2013-14

| S. No. | Asset                | Opening Balance as on 01.04.2013 | Additions made   |                 | Sale / Deletions made | Total as on 31.03.2014 | Depreciation |                | W D V as on 31-3-2014 |
|--------|----------------------|----------------------------------|------------------|-----------------|-----------------------|------------------------|--------------|----------------|-----------------------|
|        |                      |                                  | Before Sept.2013 | After Sept.2013 |                       |                        | Rate         | For the year   |                       |
| 1      | Computer & Printers  | 176,230                          | -                | -               | -                     | 176,230                | 60%          | 105,738        | 70,492                |
| 2      | Office Equipments    | 119,039                          | 22,500           | -               | 4,298                 | 137,241                | 15%          | 20,586         | 116,655               |
| 3      | Furniture & Fixtures | 141,608                          | 6,180            | -               | -                     | 147,788                | 10%          | 14,779         | 133,009               |
| 4      | Vehicles             | 162,743                          | -                | -               | 153,531               | 9,212                  | 15%          | 1,382          | <7,830                |
|        | <b>Total Rs.</b>     | <b>599,620</b>                   | <b>28,680</b>    | <b>-</b>        | <b>157,829</b>        | <b>470,471</b>         |              | <b>142,485</b> | <b>327,986</b>        |

For India Health Action Trust

Place: Jaipur

Dated: 02-09-2014



*Senthil Kumaran*  
(Senthil Kumaran Murrugan)  
Managing Trustee

*Priyamvada Singh*  
(Priyamvada Singh)  
Trustee





**INDIA HEALTH ACTION TRUST**  
46, Jai Jawan Colony-II, Tonk Road, Jaipur (Rajasthan)

**Schedule-I**

**GRANT & OTHER INCOME**

For the period of 1st April 2013 to 31st March 2014

| S.No. | Particulars  | Detailed Amount | Net Amount (Rs.)    |
|-------|--|-----------------|---------------------|
| 1     | Charities Aid Foundation (CAF) ViiVHealthcare Ltd. UK<br>Balance as on 1st April, 2013 | 7,250,000.00    | 6,350,000.00        |
|       | <b>Add:</b> Fund received for FY 2014-15   | 9,861,567.00    |                     |
|       | Less:- Unutilized Fund   | 10,761,567.00   |                     |
| 2     | Sale of Fixed Assets (Profit)  | 14,671.00       | 14,671.00           |
| 3     | Interest on Fixed Deposits   | 235,279.00      | 235,279.00          |
|       |  |                 |                     |
|       | <b>TOTAL Rs.</b>   |                 | <b>6,599,950.00</b> |

**Schedule-II**

**CURRENT ASSETS**

For the period of 1st April 2013 to 31st March 2014

| S.No.        | Particulars                     | Amount               |
|--------------|---------------------------------|----------------------|
| <b>A.</b>    | <b>Cash in Hand</b>             | <b>2,905.00</b>      |
| <b>B.</b>    | <b>Cash at Bank</b>             |                      |
| 1            | HDFC Bank A/c-06442000001624    | 11,799,254.02        |
| <b>C.</b>    | <b>T.D.S. Receivable (HDFC)</b> | <b>23,527.90</b>     |
|              |                                 |                      |
| <b>TOTAL</b> |                                 | <b>11,825,686.92</b> |

For India Health Action Trust



*M. Senthil Kumaran*  
(Senthil Kumaran Murugan)  
Managing Trustee

*Priyamvada Singh*  
(Priyamvada Singh)  
Trustee

Place: Jaipur  
Dated: 02-09-2014





| Utilisation Certificate |  |                                      |                       |                       |                        |
|-------------------------|--|--------------------------------------|-----------------------|-----------------------|------------------------|
| 1                       | Name of the Organisation   | India Health Action Trust, Bangalore |                       |                       |                        |
| 2                       | Financial Period   | 01st-April-2013 to 31st Mar-2014     |                       |                       |                        |
| Sl.No.                  | Particulars  | Bangalore (Rs.)                      | Jaipur (Rs.)          | Lucknow (Rs.)         | Amount (Rs.)           |
| I                       | Opening Balance as on 01st April 2013                              |                                      |                       |                       |                        |
|                         | Cash in Hand   | 12,742.00                            | 4,776.00              |                       | 17,518.00              |
|                         | Bank Account ( HDFC Bank Ltd)                                      | 13,72,245.24                         | 73,34,812.00          |                       | 87,07,057.24           |
|                         | Fixed Deposits   | 27,02,280.51                         |                       |                       | 27,02,280.51           |
|                         | <b>Interest Earnings</b>   |                                      |                       |                       |                        |
|                         | Saving Bank  | -                                    |                       |                       | -                      |
|                         | Fixed Deposits   | -                                    |                       |                       | -                      |
|                         | <b>Opening Balance Total :</b>                                     | <b>40,87,267.75</b>                  | <b>73,39,588.00</b>   | <b>-</b>              | <b>1,14,26,855.75</b>  |
| II                      | Grants Received from UOM & PHFI                                    |                                      |                       |                       |                        |
| A                       | <b>First Recipient</b>   |                                      |                       |                       |                        |
|                         | University of Manitoba, Canada - Uttar Pradesh Project             | 8,96,11,250.55                       |                       |                       |                        |
|                         | University of Manitoba, Canada - Admin Support                     | 4,85,100.00                          |                       |                       |                        |
|                         | Viiv Healthcare - Chrity Air Foundation - United Kingdom           | 98,61,567.12                         |                       |                       |                        |
|                         | <b>Sub Total 2 (A):</b>  | <b>9,99,57,917.67</b>                | <b>-</b>              | <b>-</b>              | <b>9,99,57,917.67</b>  |
| B                       | <b>Second Recipient</b>  |                                      |                       |                       |                        |
|                         | Public Health Foundation of India - TSU Project                    | 1,32,92,999.00                       |                       |                       |                        |
|                         | Public Health Foundation of India - TSU Reflection Project         | 6,180.00                             |                       |                       |                        |
|                         | Public Health Foundation of India - IEC Project                    | 13,66,975.00                         |                       |                       |                        |
|                         | Public Health Foundation of India - Documentaion Support Project   | 9,53,767.00                          |                       |                       |                        |
|                         | Public Health Foundation of India - HIV/ ART & TB Project          | 4,45,607.00                          |                       |                       |                        |
|                         | Karnataka Health Promotion Trust - TI Transitional Support Project | 26,00,000.00                         |                       |                       |                        |
|                         | SCBR - Save the Children - Bal Raksha Programme                    | -                                    |                       |                       |                        |
|                         | <b>Sub Total 2 (B):</b>  | <b>1,86,65,528.00</b>                | <b>-</b>              | <b>-</b>              | <b>1,86,65,528.00</b>  |
|                         | <b>Total 2 (A+B):</b>  | <b>11,86,23,445.67</b>               | <b>-</b>              | <b>-</b>              | <b>11,86,23,445.67</b> |
| C                       | Interest Earnings  |                                      |                       |                       |                        |
|                         | Saving Bank A/c.   | 3,52,408.00                          |                       | 52,614.00             | 4,05,022.00            |
|                         | Fixed Deposits   | 4,53,217.00                          | 2,35,279.00           |                       | 6,88,496.00            |
|                         | Accrued Interest on Fixed Deposits                                 | 23,099.00                            |                       |                       | 23,099.00              |
|                         | Sale of Asests Motor Vehicle & Office Equipment                    |                                      | 1,72,500.00           |                       | 1,72,500.00            |
|                         | <b>Total of Interest &amp; other Earned</b>                        | <b>8,28,724.00</b>                   | <b>4,07,779.00</b>    | <b>52,614.00</b>      | <b>12,89,117.00</b>    |
|                         | <b>Total Receipts ( 2A+2B+2C )</b>                                 | <b>11,94,52,169.67</b>               | <b>4,07,779.00</b>    | <b>52,614.00</b>      | <b>11,99,12,562.67</b> |
| D                       | <b>Total of 1 &amp; 2</b>  | <b>12,35,39,437.42</b>               | <b>77,47,367.00</b>   | <b>52,614.00</b>      | <b>13,13,39,418.42</b> |
| E                       | Less : Transferred to Sub A/c. - Jaipur & Uttar Pradesh Projects   | (6,97,59,598.06)                     | 98,61,567.00          | 5,98,98,031.06        | -                      |
|                         | <b>Total Funds</b>   | <b>5,37,79,839.36</b>                | <b>1,76,08,934.00</b> | <b>5,99,50,645.06</b> | <b>13,13,39,418.42</b> |
| III                     | Expenditure for the period - ( 01.04.2013 to 31.03.2014 )          | 1,89,65,006.17                       | 58,06,774.98          | 5,52,90,745.06        | 8,00,62,526.21         |
| F                       | <b>Total Utilisation</b>   | <b>1,89,65,006.17</b>                | <b>58,06,774.98</b>   | <b>5,52,90,745.06</b> | <b>8,00,62,526.21</b>  |
|                         | <b>Balance Fund Available (D-E)</b>                                | <b>3,48,14,833.19</b>                | <b>1,18,02,159.02</b> | <b>46,59,900.00</b>   | <b>5,12,76,892.21</b>  |
| IV                      | Closing Balance as on 31st March 2013                              |                                      |                       |                       |                        |
|                         | Fixed Deposits   | 2,93,37,385.00                       |                       |                       | 2,93,37,385.00         |
|                         | Cash in Hand   | 4,777.00                             | 2,905.00              | 46,017.00             | 53,699.00              |
|                         | Bank Account   | 54,72,671.19                         | 1,17,99,254.02        | 46,13,883.00          | 2,18,85,808.21         |
|                         | <b>Balance as per Receipts &amp; Payment A/c.</b>                  | <b>3,48,14,833.19</b>                | <b>1,18,02,159.02</b> | <b>46,59,900.00</b>   | <b>5,12,76,892.21</b>  |

for India Health Action Trust

M. Senthil Kumar  
Authorised Signatory



Date : 18.12.2014  
Place : Bangalore